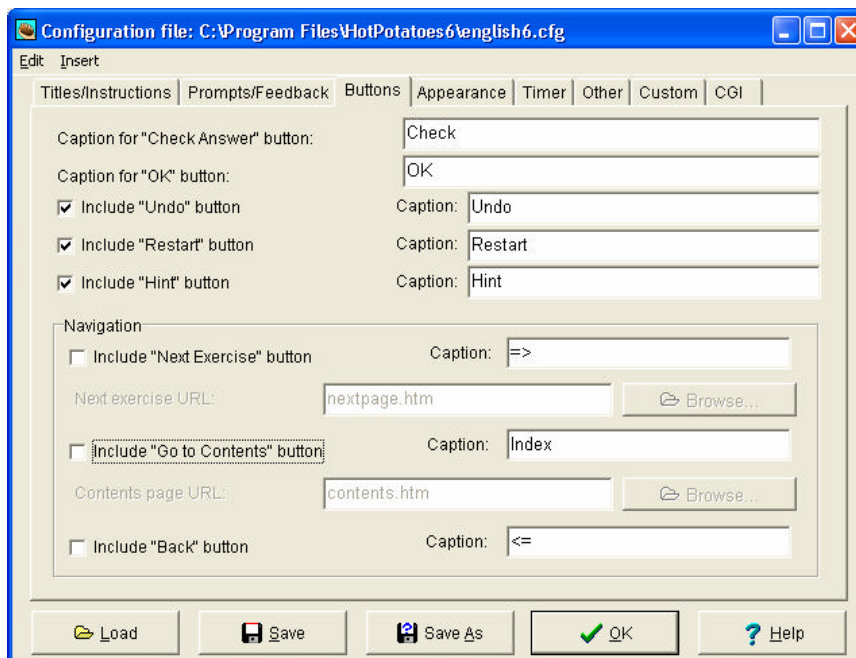
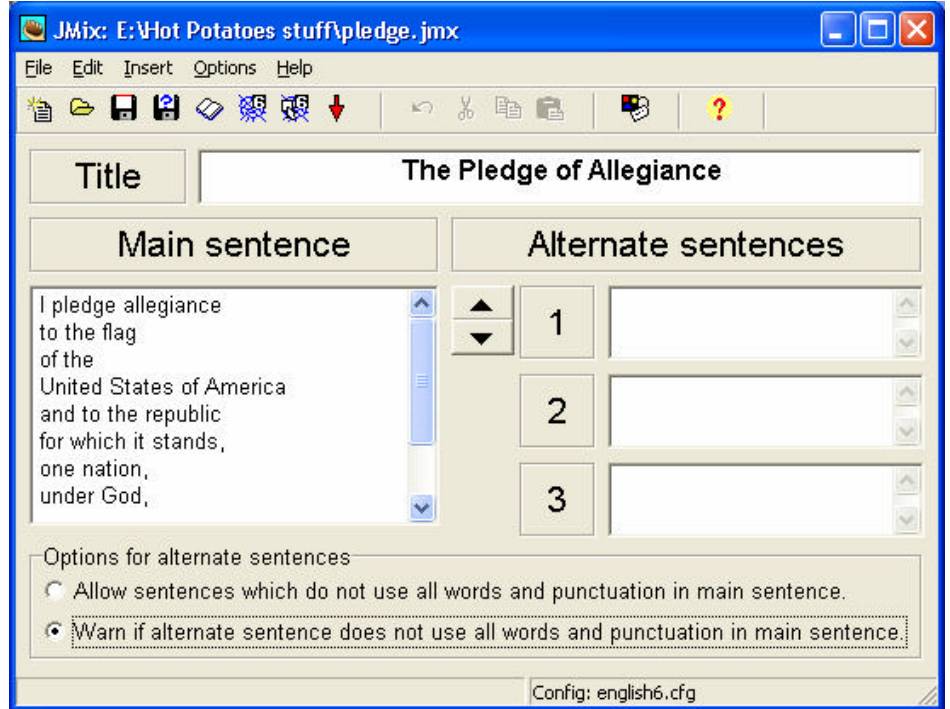


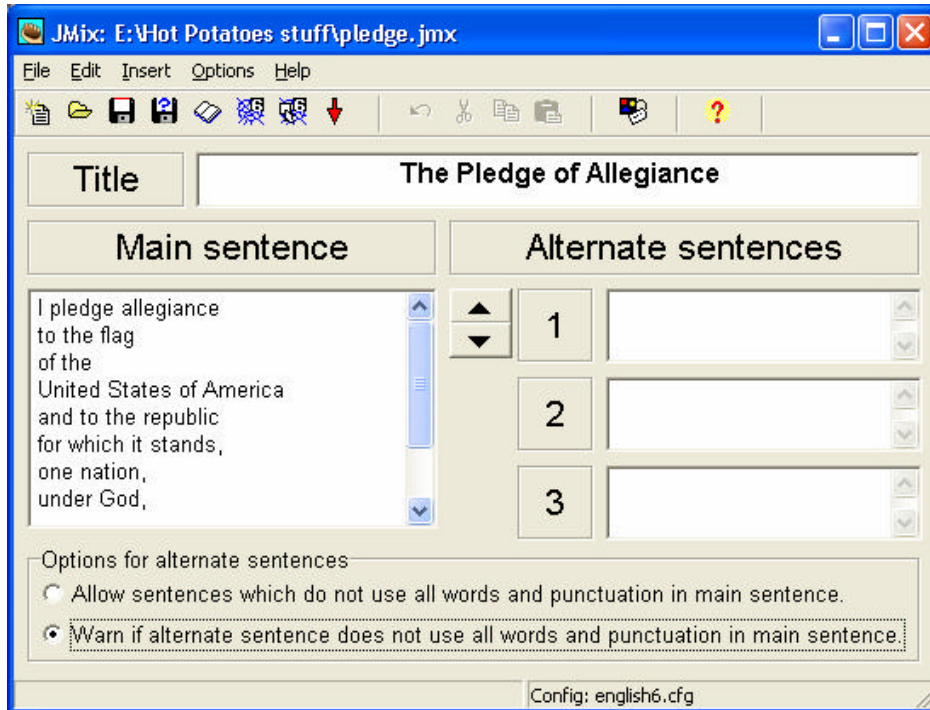
Mix

1. Type the title for your exercise.
2. In the box that says Main sentence, type the sentence or order of items you want the students to unscramble. Type them in the correct order, with each word or phrase on a separate line.
3. If you will allow "alternate" sentences, type them in the boxes to the right.
4. If you will use alternate sentences, choose one of the two options below about whether or not they will need to use all the words and punctuation.
5. To customize your quiz, click on Options in the toolbar and go to Configure Output.



6. You may customize the font, appearance, prompts/feedback, buttons, etc.

7. Now you want to save the quiz in a workable format so you can edit it at alter time if you choose. (Click on the disk on the toolbar or go to File Save).



8. To export an html version of the exercise, click on the blue web icon on the toolbar or go to File and Create Web page. Note there are two different blue webs. The second one to the right will create a drag and drop version of the exercise.
9. Give the file a name and add mix to the end to identify it as mix. If it is a drag and drop version, you may also want to put dd at the end as well.