



Accountability Report

Results-Based Evaluation System

Issued 2007–08



Rock Springs Elementary School

Angie Pacholke, *Principal*

Dale Robbins, *Area Superintendent*

Gwinnett County Public Schools (GCPS) has developed an accountability system for improving schools called the Results-Based Evaluation System (RBES). RBES fairly and systematically measures a school's progress, providing a process that clearly communicates expectations; reviews, monitors, and supports school performance; and evaluates that performance.

Our school council and school leaders collaborated on the highlights included in this accountability report, which also serves as the school's annual report. The report provides consolidated information on the school's effectiveness, based on multiple measures and student characteristics. **Please review this report to learn more about our school's improvement efforts and progress.**

Key Results from 2006–07 Local School Plans for Improvement

Local School Plans for Improvement are plans developed locally by school administrators, teachers, and parent advisory groups. These plans outline school goals.

Goal: The percentage of students in grades 1–5 scoring at Level 3 (Exceeds Standard) on the mathematics section of the Georgia Criterion-Referenced Competency Tests (CRCT) will increase.

Results: Students in grades 1–5 made gains in the total percentage of students meeting the state standard.

Goal: The percentage of students in grades 1–5 scoring at Level 3 (Exceeds Standard) on the CRCT in reading will increase.

Result: Significant gains were made in reading. The percentage of students who exceeded the standard increased by an average of 10 percentage points.

Goal: The percentage of students in grades 1–5 scoring above grade level on the GCPS writing stages will increase. The percentage of students in grade 5 scoring in the top ranges on the state writing assessment will increase.

Results: All grade levels showed an increase in the percentage of students writing above grade level. The percentage of 5th grade students achieving at high levels in writing increased.

CONTENTS:

Key Results on Improvement Plans

2006–07 Results:

– GCPS Promotion Requirements...

Grade 4 Gateway

Grade 4 CRCT

– State Promotion Requirements...

Grade 3 CRCT

Grade 5 CRCT

– Criterion-Referenced Competency Tests and Adequate Yearly Progress

2006–07 Highlights

Staff Data

Student Data

School Safety Perceptions

Tell us what you think about your school's report!

Go to the "Accountability Report Feedback" section in the Quick Links menu at www.gwinnett.k12.ga.us and follow directions for participating in the survey.

Thank you!!

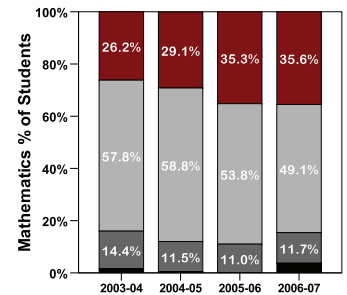
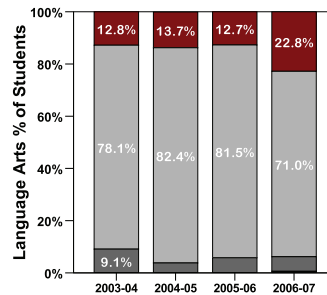
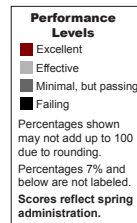
2006–07 Results: Gwinnett County Public Schools Promotion Requirements (Grade 4)

For 2006–07, a Gwinnett 4th grader was required to pass both Gateway subtests (language arts and mathematics) and meet on-grade-level expectations on the social studies CRCT subtest to be promoted. Due to the revisions in the state’s 4th grade science curriculum, science CRCT results were not used as a promotion requirement for 2006–07.

Grade 4 Gateway: Language Arts and Mathematics Subtests

Gwinnett’s Gateway tests are designed to show how well a student has learned the school system’s curriculum, and are used to determine whether or not a student is ready to move on to the next grade level. Students’ test performance on the Grade 4 Gateway falls into four levels of mastery: Excellent; Effective; Minimal, but passing; and Failing.

For the seventh year in a row, more than 90% of Rock Springs 4th graders scored in the Effective or Excellent ranges on the language arts section of the Gateway. More than 84% of Rock Springs students scored in the Effective or Excellent ranges on the math subtest. Our teachers continue to administer pre-tests on the Academic Knowledge and Skills (AKS) curriculum in order to better meet the individual academic needs of our students. We offer reading and writing support to qualifying students in a small-group setting. Our gifted-certified teachers provide enrichment instruction to qualifying students. The schoolwide focus on math problem-solving and computation continues to be successful, based on student results.



% Scoring Excellent or Effective

Year	% Scoring
2003-04	90.9%
2004-05	96.1%
2005-06	94.2%
2006-07	93.8%

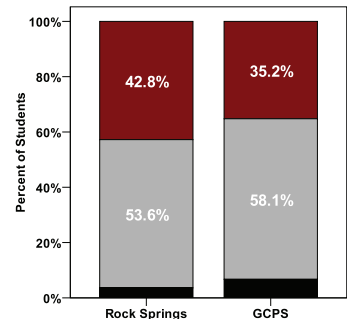
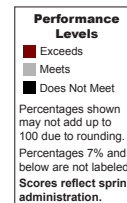
% Scoring Excellent or Effective

Year	% Scoring
2003-04	84.0%
2004-05	87.9%
2005-06	89.1%
2006-07	84.7%

Grade 4 Criterion-Referenced Competency Tests (CRCT): Social Studies Subtest

The table at the right reflects the percentage of Rock Springs Elementary students who met grade-level expectations on the social studies subtest of Georgia’s Criterion-Referenced Competency Tests (CRCT) to earn promotion to the 5th grade under Gwinnett’s promotion criteria for 4th graders.

More than 96% of Rock Springs 4th graders met or exceeded state standards on the CRCT social studies subtest. Our teachers continue to integrate the social studies AKS into all subject areas in order to better meet the needs of students as we provide daily social studies instruction. Students apply their knowledge through various learning activities. Teachers receive ongoing professional learning to support continued student achievement.



2006–07 Results: State Promotion Requirements (Grades 3 and 5)

Gwinnett elementary schools measure student learning of GCPS’ Academic Knowledge and Skills (AKS) curriculum in multiple ways to ensure students are prepared for the next grade. In addition, the state has established promotion requirements for selected grade levels. The table at the right reflects the percentage of Rock Springs Elementary students who met grade-level expectations on Georgia’s Criterion-Referenced Competency Tests (CRCT) to earn promotion. Over time, the state is phasing in a more rigorous curriculum for core subjects at all grade levels, with students held to higher expectations on more difficult CRCT subtests. Rock Springs students continue to perform well on the CRCT reading and math subtests, with 92% of 3rd and 5th grade students meeting the grade-level expectations in reading, and 95% of 5th grade students meeting expectations in math. Focus on daily, small-group, guided reading instruction and writer’s workshop has resulted in continuous improvement in reading for all Rock Springs students. Math achievement has greatly increased as we provide all students with a weekly Math Special along with computer lab time to implement the SuccessMaker math program.

% of Students Who Passed CRCT Subtests Required for Promotion*

	Rock Springs ES	GCPS	State
3rd Grade Reading CRCT	92	88	85
5th Grade Reading CRCT	92	90	86
5th Grade Math CRCT	95	93	88

*Reflects spring administration

2006–07 Results: Criterion-Referenced Competency Tests and Adequate Yearly Progress

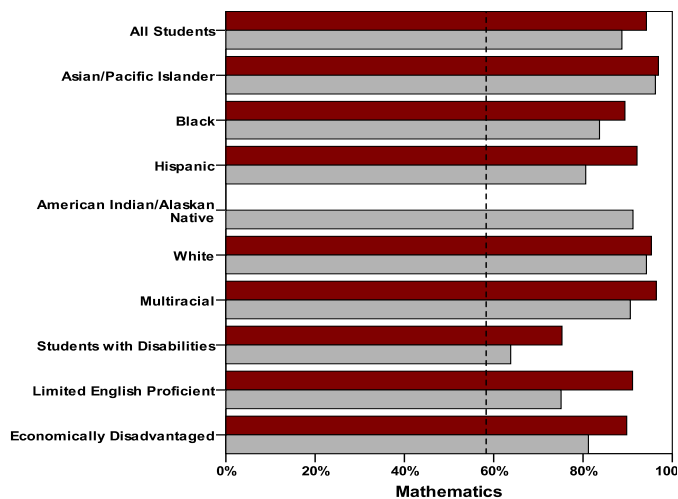
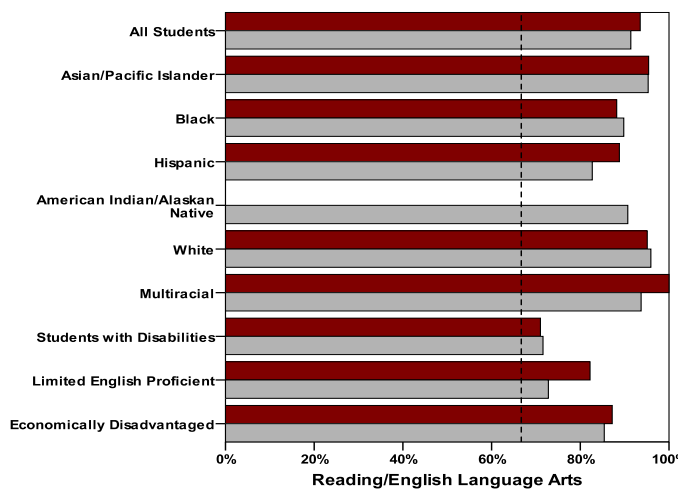
Schools earn Adequate Yearly Progress (AYP) status by meeting a series of performance goals that every school, system, and the state as a whole must achieve under the federal No Child Left Behind Act. In Georgia, AYP for elementary schools is determined using results from the Criterion-Referenced Competency Tests (CRCT) in reading/English language arts and mathematics. These tests measure the knowledge and skills of students by assessing how well students have learned the state's curriculum content standards. To make AYP, elementary schools must meet state-set student achievement goals and attendance standards for all students, and for all subgroups that have 40 or more students or 10% of the students in grades 3–5, whichever is greater (with a 75-student cap). In addition, schools must test 95% of all students and of all subgroups with 40 or more students. Georgia reports achievement scores for every subgroup with 10 or more students. However, the state only considers results for subgroups that meet the state-set minimum number of students in determining a school's AYP status.

Rock Springs Elementary achieved AYP	All Students	Asian/Pacific Islander	Black	Hispanic	American Indian/Alaskan	White	Multi-Racial	Students with Disabilities	Limited English Proficient	Economically Disadvantaged
Math Participation	Achieved	Achieved	Achieved	Achieved	.	Achieved	.	Achieved	Achieved	Achieved
Math Performance	Achieved	Achieved	Achieved	Achieved	.	Achieved	.	Achieved	.	Achieved
Reading/ELA Participation	Achieved	Achieved	Achieved	Achieved	.	Achieved	.	Achieved	Achieved	Achieved
Reading/ELA Performance	Achieved	Achieved	Achieved	Achieved	.	Achieved	.	Achieved	.	Achieved

This school **achieved** the state's attendance standard for all students.

• In the table above, only results for subgroups that meet the state-set minimum number of students are used to determine AYP

Percentage of Students Meeting or Exceeding State Standards



Note: In charts above, only subgroups with 10 or more students are reported. Results for groups smaller than the state minimum are not considered for AYP. The dotted line on each graph represents the state's AYP standard in 2007. The standards will increase to 100% by 2014.

Rock Springs Elementary students continue to do well on the CRCT, with percentages of students meeting and exceeding standards above the system averages in both reading/English language arts and mathematics. The school made Adequate Yearly Progress (AYP), meeting all of the state's academic goals, testing participation requirements, and attendance standards. Rock Springs students in grades 3–5 continue to make great progress on the CRCT subtests. On the reading portion, 89% of 3rd graders and 94% of 4th and 5th graders passed, with 95% of students in grades 3–5 passing the math portion of the test. The CRCT is a tool that gives useful information about student achievement. Our teachers carefully analyze this information to identify academic areas that need additional support for individuals, small groups, classes, and grade levels. Research-based instructional strategies and programs are studied through professional learning opportunities, and are implemented and monitored in classrooms and small-group settings. Via formal and informal evaluations, we assess students regularly in order to determine progress. We attribute Rock Springs students' continued success on the CRCT to the implementation of daily reading, writing, and math instruction, along with intervention and enrichment instruction for qualifying students.

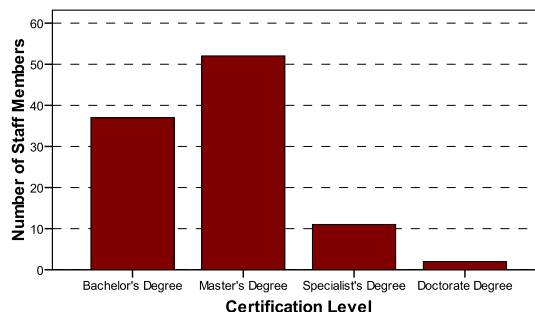
ROCK SPRINGS ELEMENTARY SCHOOL

Other 2006–07 Highlights...

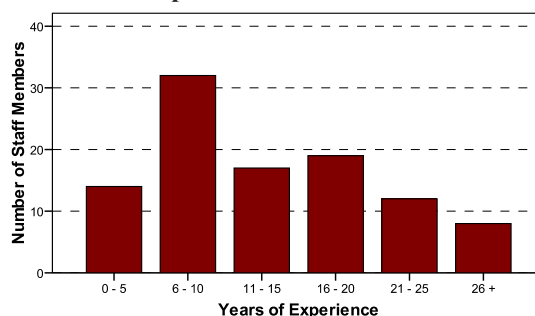
- Reading incentive programs targeted improved student achievement and were extremely successful.
- Parent volunteers enhanced all aspects of our school program.
- We offered an afterschool fitness program to all students.
- Technology resources— including four computer labs, state-of-the-art broadcast studio, and computer programs— support all curriculum areas.
- Strong community support and parent involvement continued during the 2006–07 school year.
- Business partners include Publix Facilities Services, Gwinnett Gladiators, Chick-fil-A, Stevi B's Pizza, Publix, and Kroger.
- Our School Council was actively involved with the school.
- More than 100 students participated in the SuccessMaker At-Home Program for computer-based learning
- More than 75 incoming kindergarten students and parents attended Kindergarten Round-up in May.
- All staff members participated in professional learning offered in the areas of reading, writing, math, technology, and book studies.
- Six teachers participated in the Gwinnett County Summer Writing Institute.
- Rock Springs' PTA continues to be actively involved, providing the following activities: Fall Hoe Down, Reflections contest, Science Fair, cultural arts programs for all grade levels, Red Ribbon Week Activities, security desk staffing, and financial support for major school enhancement purchases.

2006–07 Staff Data

Staff Certification Level



Experience in Education



2003–2007 Student Data

	School Year			
	03-04	04-05	05-06	06-07
Enrollment	1,134	1,112	1,103	1,132
Average Attendance	96%	97%	97%	97%
ESOL	4%	5%	5%	5%
Special Education	12%	12%	13%	12%
Free/Reduced Lunch	16%	16%	23%	24%
American Indian	0%	0%	0%	0%
Asian	10%	11%	11%	12%
Black	11%	10%	14%	17%
Hispanic	10%	11%	13%	13%
White	65%	64%	58%	53%
Multiracial	4%	4%	5%	4%

School Safety Perceptions

Based on responses to 2006–07 RBES Perception Survey...

- 95% of students agreed or strongly agreed that they felt safe and secure at Rock Springs Elementary.
- 92% of parents agreed or strongly agreed that their child's school was safe and secure.

The mission of Gwinnett County Public Schools is to pursue excellence in academic knowledge, skills, and behavior for each student, resulting in measured improvement against local, national, and world-class standards.

Rock Springs Elementary School

888 Rock Springs Road • Lawrenceville, GA 30043
 (770) 932-7474 • www.gwinnett.k12.ga.us/RockSpringsES
 Angie Pacholke, Principal

Gwinnett County Public Schools

437 Old Peachtree Rd., NW • Suwanee, GA 30024-2978
www.gwinnett.k12.ga.us

2007 Gwinnett County Board of Education

Louise Radloff, 2007 Chairman;
 Carole C. Boyce, 2007 Vice Chairman;
 Dr. Robert McClure; Dr. Mary Kay Murphy; and Daniel D. Seckinger
 J. Alvin Wilbanks, CEO/Superintendent