



Accountability Report

Results-Based Evaluation System

Issued 2007–08



Shiloh Middle School

Devon Williams, *Principal*

Linda Anderson, *Area Superintendent*

Gwinnett County Public Schools (GCPS) has developed an accountability system for improving schools called the Results-Based Evaluation System (RBES). RBES fairly and systematically measures a school's progress, providing a process that clearly communicates expectations; reviews, monitors, and supports school performance; and evaluates that performance.

Our school council and school leaders collaborated on the highlights included in this accountability report, which also serves as the school's annual report. The report provides consolidated information on the school's effectiveness, based on multiple measures and student characteristics. **Please review this report to learn more about our school's improvement efforts and progress.**

Key Results from 2006–07 Local School Plans for Improvement

Local School Plans for Improvement are plans developed locally by school administrators, teachers, and parent advisory groups. These plans outline school goals.

Goal: To increase student achievement in mathematics for all students.

Results: On the Criterion-Referenced Competency Tests (CRCT), our results were mixed. However, we are excited about strong gains made by students in several subgroups. The percentage of students with disabilities who met or exceeded the standard increased by 7.9 percentage points. The passing percentage for Hispanic students increased by 10.5 points, while students learning English made a 9-point gain in the passing rate. These strong gains helped Shiloh Middle achieve Adequate Yearly Progress (AYP).

Goal: To increase student achievement in reading and language arts for all students.

Results: CRCT results reflected an increase in the percentage of students meeting or exceeding the standard in reading and language arts across all subgroups. The Hispanic student subgroup increased the passing rate by 6.4 percentage points and students with disabilities posted a 7-point gain in the passing percentage. Remaining subgroups increased the percentage of students meeting or exceeding the standard by an average of 2.28%.

CONTENTS:

- Key Results on Improvement Plans
- 2006–07 Results:
 - GCPS Promotion Requirements... Grade 7 Gateway Grade 7 CRCT
 - State Promotion Requirements... Grade 8 CRCT
 - Criterion-Referenced Competency Tests and Adequate Yearly Progress
- 2006–07 Highlights
- Staff Data
- Student Data
- School Safety Perceptions

Tell us what you think about your school's report!

Go to the "Accountability Report Feedback" section in the Quick Links menu at www.gwinnett.k12.ga.us and follow directions for participating in the survey.

Thank you!!

2006–07 Results: Gwinnett County Public Schools Promotion Requirements (Grade 7)

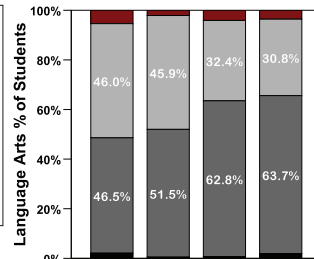
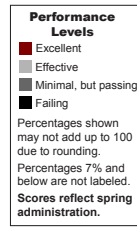
For 2006–07, a Gwinnett 7th grader was required to pass both Gateway subtests (language arts and mathematics) and meet on-grade-level expectations on the science and social studies CRCT subtests to be promoted.

Grade 7 Gateway... Language Arts and Mathematics Subtests

Gwinnett’s Gateway tests are designed to show how well a student has learned the school system’s curriculum, and are used to determine whether or not a student is ready to move on to the next grade level. Students’ test performance on the Grade 7 Gateway falls into four levels of mastery: Excellent; Effective; Minimal, but passing; and Failing.

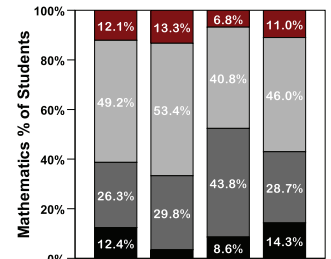
While the percentage of students achieving in the Effective and Excellent ranges on the math section of the Gateway increased by 9.4 percentage points, the overall passing rate on the test decreased by 5.7 points.

Shiloh Middle has an opportunity for improvement in math, and we are addressing this need. Overall, 98.1% of students were successful on the language arts portion of the Gateway, a slight drop of 1.2 percentage points.



% Scoring Excellent or Effective

2003-04	51.5%
2004-05	48.0%
2005-06	36.5%
2006-07	34.4%

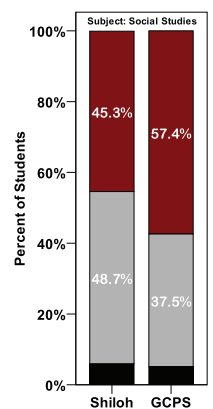
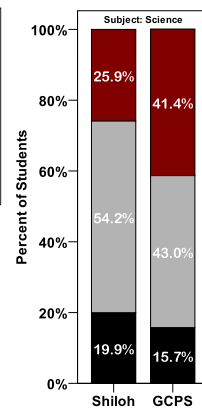
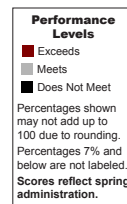


% Scoring Excellent or Effective

2003-04	61.3%
2004-05	66.7%
2005-06	47.6%
2006-07	57.0%

Grade 7 Criterion-Referenced Competency Tests (CRCT)... Science and Social Studies Subtests

The table at the right reflects the percentage of Shiloh Middle students who met grade-level expectations on the social studies and science subtests of Georgia’s Criterion-Referenced Competency Tests (CRCT) to earn promotion to the 8th grade under Gwinnett’s promotion criteria for 7th graders. On the CRCT science subtest, 80.1% of our 7th grade students met or exceeded the standard for promotion to 8th grade. Our students were even more successful on the CRCT social studies subtest, with 94% meeting or exceeding the standard for promotion. We are proud of those students who met or exceeded the standard, and we are working hard to increase our passing percentages. All of our teachers, including teachers in science and social studies, collaborate weekly with other teachers in their content area to make sure that our students are working to their potential and that we are optimizing our lessons to support their learning.



2006–07 Results: State Promotion Requirements (Grade 8)

Gwinnett middle schools measure student learning of GCPS’ Academic Knowledge and Skills (AKS) curriculum in multiple ways to ensure students are prepared for the next grade. In addition, the state has established promotion requirements for selected grade-levels. The table at the right reflects the percentage of Shiloh

% of Students Who Passed CRCT Subtests Required for Promotion*

	Shiloh MS	GCPS	State
8th Grade Reading CRCT	93	92	89
8th Grade Math CRCT	87	89	81

*Reflects spring administration

Middle 8th grade students who met grade-level expectations on Georgia’s Criterion-Referenced Competency Tests (CRCT) to earn promotion. Over time, the state is phasing in a more rigorous curriculum for core subjects at all grade levels, with students held to higher expectations on more difficult CRCT subtests. As shown in the table above, Shiloh Middle students performed extremely well in both reading and math on the 8th grade CRCT. Our passing rate in reading surpassed both county and state averages, and our math passing rate was just below the county average and above the state average. We recognize that math is an area in which we have room for improvement. We have implemented changes that allow for targeted, enhanced math instruction in special education classes to ensure continued achievement gains for students with disabilities. We feel confident that student scores will reflect this positive change.

2006–07 Results: Criterion-Referenced Competency Tests and Adequate Yearly Progress

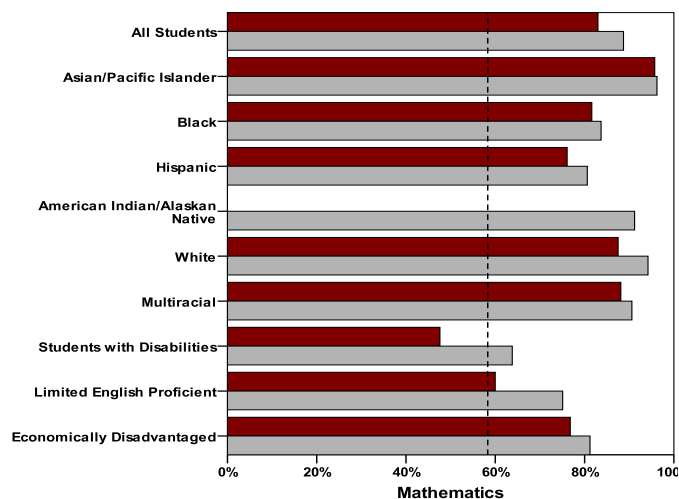
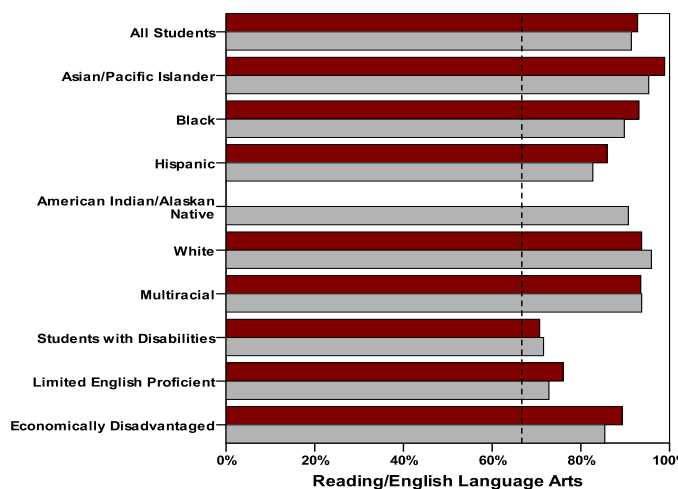
Schools earn Adequate Yearly Progress (AYP) status by meeting a series of performance goals that every school, system, and the state as a whole must achieve under the federal No Child Left Behind Act. In Georgia, AYP for middle schools is determined using results from the Criterion-Referenced Competency Tests (CRCT) in reading/English language arts and mathematics. These tests measure the knowledge and skills of students by assessing how well students have learned the state's curriculum content standards. To make AYP, middle schools must meet state-set student achievement goals and attendance standards for all students, and for all subgroups that have 40 or more students or 10% of the students in grades 6–8, whichever is greater (with a 75-student cap). In addition, schools must test 95% of all students and of all subgroups with 40 or more students. Georgia reports achievement scores for every subgroup with 10 or more students. However, the state only considers results for subgroups that meet the state-set minimum number of students in determining a school's AYP status.

Shiloh Middle School achieved AYP	All Students	Asian/ Pacific Islander	Black	Hispanic	American Indian/ Alaskan	White	Multi- Racial	Students with Disabilities	Limited English Proficient	Economically Disadvantaged
Math Participation	Achieved	Achieved	Achieved	Achieved	.	Achieved	Achieved	Achieved	Achieved	Achieved
Math Performance	Achieved	.	Achieved	Achieved	.	Achieved	Achieved	Achieved	.	Achieved
Reading/ELA Participation	Achieved	Achieved	Achieved	Achieved	.	Achieved	Achieved	Achieved	Achieved	Achieved
Reading/ELA Performance	Achieved	.	Achieved	Achieved	.	Achieved	Achieved	Achieved	.	Achieved

This school **achieved** the state's attendance standard for all students.

• In the table above, only results for subgroups that meet the state-set minimum number of students are used to determine AYP

Percentage of Students Meeting or Exceeding State Standards



Note: In charts above, only subgroups with 10 or more students are reported. Results for groups smaller than the state minimum are not considered for AYP. The dotted line on each graph represents the state's AYP standard in 2007. The standards will increase to 100% by 2014.

Overall, Shiloh Middle met or exceeded state academic goals on the CRCT in reading/English language arts and math. The school made Adequate Yearly Progress (AYP), meeting all of the state's academic goals, testing participation requirements, and attendance standards. However, Shiloh Middle must offer school choice to qualifying students in 2007–08 because the school had a previous year of not making AYP. The school must make AYP for one more year to move off the Needs Improvement list. The percentages of students meeting or exceeding standards on the reading/English language arts section of the CRCT were above the state-required passing rate for all student subgroups. Not only did all subgroups achieve above the required passing rate, but we saw an average increase of 3.26 percentage points across all subgroups. The subgroups for Hispanic students and students with disabilities showed the most improvement, with 6.4-point and 7-point gains respectively in the percentage of students meeting or exceeding standards. The percentages of students meeting or exceeding standards on the math section were above the state-required passing rate for nearly all student groups. While the passing rate for students with disabilities was below the required percentage, we made significant progress compared to previous years and the state determined that these gains indicate adequate yearly progress for the 2006–07 testing period. To continue this growth, we are giving students more time in their special education teachers' classroom (during Spartan Time) for targeted math instruction, using different teaching approaches in a positive learning environment. Our teachers have implemented the use of Quality-Plus Teaching Strategies. These research-based techniques have been proven effective with all types of learners across content areas and grade levels.

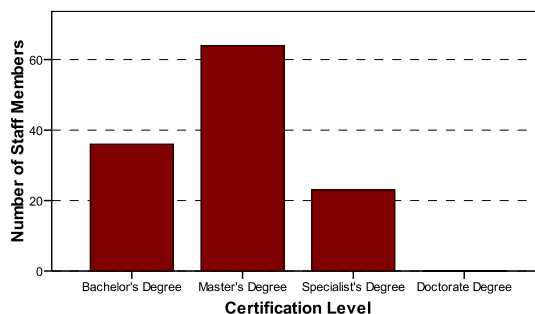
SHILOH MIDDLE SCHOOL

Other 2006–07 Highlights...

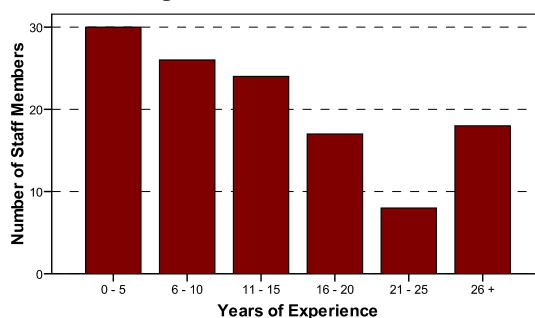
- Shiloh’s “Team of Promise”— Cindy Apley-Rose, Alice Erickson, Keith Oldknow and Michael Savage— was named the Georgia Middle School Association/Pearson-Prentice Hall Region Team of the Year.
- Shiloh Middle Teacher of the Year Cindy Apley-Rose was one of six finalists for the Gwinnett County Teacher of the Year award.
- With the preparation gained at Shiloh Middle, 16 of our 8th graders now attend Gwinnett School of Mathematics, Science, and Technology, a specialized public charter high school.
- All three of our school-level Vocabulary Bee winners made it to the state competition.
- Five Science Fair projects advanced to the state competition.
- Two Shiloh band members were selected for the District 13 Honor Band.
- 7th and 8th grade orchestras earned “Superior” marks at the Georgia Music Educators Association Large Group Performance Evaluation. One student was selected for Georgia’s Middle School All-State Orchestra. Two students were chosen to participate in the Gwinnett County Middle School Honors Orchestra.
- Our yearbook, *Spartan Shield*, was selected as the “Best in Show” for middle schools in the Herff Jones Publishing competition for the Metropolitan Region.
- Our caring students and staff raised \$12,000 for Lilburn Cooperative Ministries through our Holiday Share drive.
- Our students, teachers, and staff donated \$29,668.38 to Relay For Life.
- The Junior Beta Club donated \$1,000 to the Muscular Dystrophy Association and \$3,000 to Relay For Life.
- One of our 8th grade students won the Gwinnett County Bar Association’s T-shirt design contest.

2006–07 Staff Data

Staff Certification Level



Experience in Education



2003–2007 Student Data

	School Year			
	03-04	04-05	05-06	06-07
Enrollment	1,574	1,593	1,695	1,674
Average Attendance	96%	96%	97%	97%
ESOL	3%	2%	3%	3%
Special Education	14%	14%	15%	15%
Free/Reduced Lunch	35%	43%	45%	50%
American Indian	0%	0%	0%	0%
Asian	3%	3%	2%	3%
Black	46%	53%	59%	63%
Hispanic	7%	7%	8%	9%
White	41%	33%	25%	19%
Multiracial	4%	5%	5%	5%

School Safety Perceptions

Based on responses to 2006–07 RBES Perception Survey...

- 68% of students agreed or strongly agreed that they felt safe and secure at Shiloh Middle.
- 90% of parents agreed or strongly agreed that their child’s school was safe and secure.

The mission of Gwinnett County Public Schools is to pursue excellence in academic knowledge, skills, and behavior for each student, resulting in measured improvement against local, national, and world-class standards.

Shiloh Middle School

4285 Shiloh Road • Snellville, GA 30039
(770) 972-3224 • www.gwinnett.k12.ga.us/ShilohMS
Devon Williams, Principal

Gwinnett County Public Schools

437 Old Peachtree Rd., NW • Suwanee, GA 30024-2978
www.gwinnett.k12.ga.us

2007 Gwinnett County Board of Education

Louise Radloff, 2007 Chairman;
Carole C. Boyce, 2007 Vice Chairman;
Dr. Robert McClure; Dr. Mary Kay Murphy; and Daniel D. Seckinger
J. Alvin Wilbanks, CEO/Superintendent