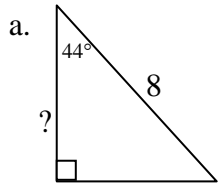
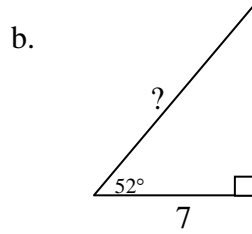
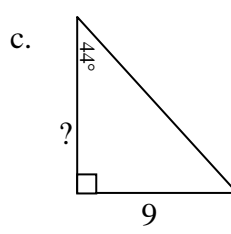
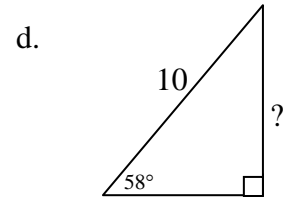


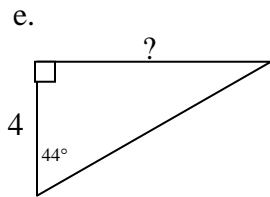
1. Find the requested unknown side of the following triangles.

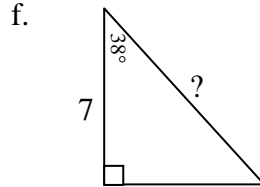


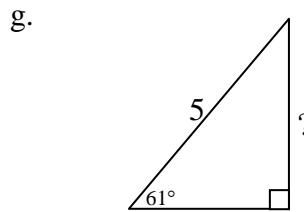


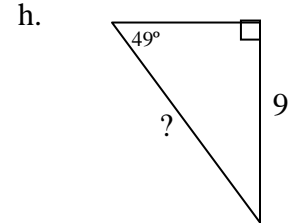




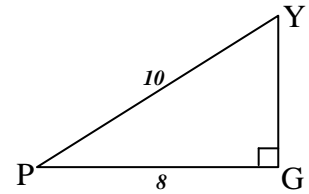




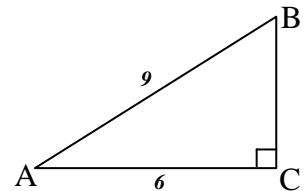




2. Find the value of $\sin P$.



3. Find the EXACT value of $\tan B$.



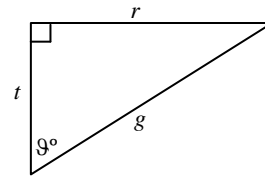
4. Which expression represents $\cos(\theta)$ for the triangle shown?

A. $\frac{g}{r}$

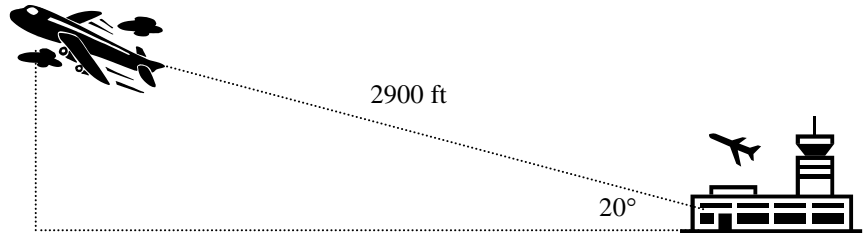
B. $\frac{r}{g}$

C. $\frac{g}{t}$

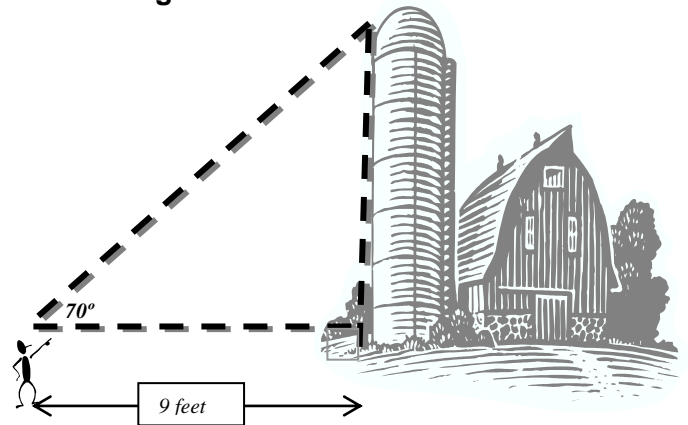
D. $\frac{t}{g}$



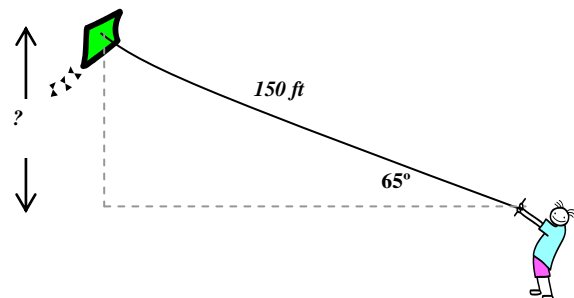
5. As a plane takes off it ascends at a 20° angle of elevation. If the plane has been traveling at an average rate of 290 ft/s and continues to ascend at the same angle, then how high is the plane after 10 seconds (the plane has traveled 2900 ft).



6. A person noted that the angle of elevation to the top of a silo was 65° at a distance of 9 feet from the silo. Using the diagram approximate the height of the silo.

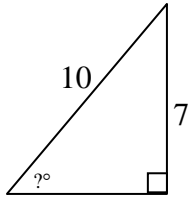


7. A kid is flying a kite and has reeled out his entire line of 150 ft of string. If the angle of elevation of the string is 65° then which expression gives the vertical height of the kite?

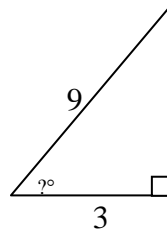


2. Find the requested unknown angles of the following triangles using a calculator.

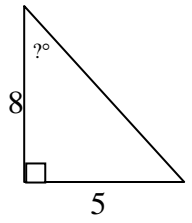
a.



b.



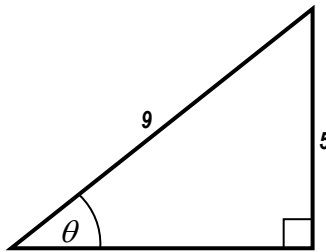
c.



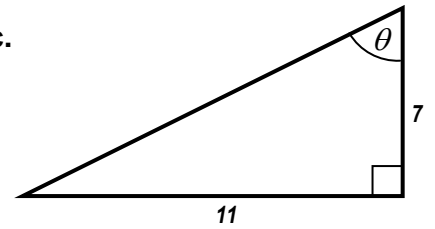
2. Find the approximate unknown angle, θ , using INVERSE trigonometric ratios (\sin^{-1} , \cos^{-1} , or \tan^{-1}).

a. $\cos \theta = 0.823$

b.



c.



$\theta =$

$\theta =$

$\theta =$

3. Identify each of the following requested Trig Ratios.

A. $\sin A =$

B. $\cos B =$

C. Measure of angle B =

